

# Japan Origami Airplane Association Competition Rules

**Challenge the records!**

## ■ Categories and rules

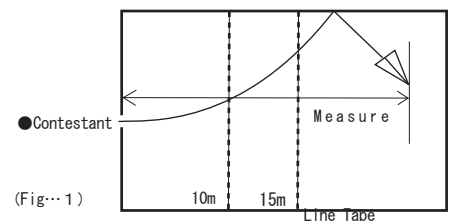
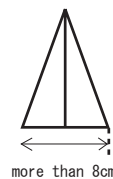
1. Use A4 size paper for flying distance contest, A5 size paper for flying time contest
- \* In principle, use contest papers certified by Japan Origami Airplane Association.
2. Make Origami airplane by folding only. Do not cut, nor add weight. No sandpapering.
3. Categories of contest / Use of tape
- \* Flying time contest / Flying distance contest : **Do not use tapes.**  
Launching by hand (no launching tools).
- \* Flying time contest outdoor Catapult A4 / Design contest (A4)  
: Tape can be used for small parts only. : **No gluing**  
(Tape can be used up to 4 parts, each tape must be shorter than 2cm/per part)

## ■ Record Rules of Contest

### To Far Away

#### 1. Distance contest (see Fig. 1)

- Indoor launch only. Width of the arena is free.  
Measure the distance from the launched place.  
Launch from & to the flat ground.
- After Origami airplane is landed sliding,  
measure where the airplane is landed at the same ground level as it is launched.  
Measure to the point of the airplane.
- Width of Origami airplane must be wider than 8cm.
- If Origami airplane hits wall or something,  
measure to the landing spot.
- Measure down to centimeter.  
(Measurements to be rounded to nearest centimeter.)
- If there are same distance records,  
ranking will be placed with total distance of 2 trials.



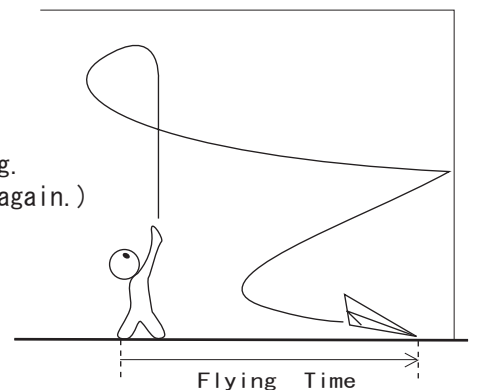
(Fig...1)

### Keep Flying For Longer

#### 2. Time contest (see Fig. 2)

- Compete with time from the moment of launch to landing
- Origami airplane must be launched and landed on flat ground.  
(Do not launch from high to low place.)
- If Origami airplane hits wall or something, use time to landing.  
(If Origami airplane is caught and stuck at high place, try it again.)
- Record time up to two places of decimals  
(E.g. : 1st trial 15.35seconds, 2nd trial 6.72seconds)
- Fill the column of venue, indoor or outdoor.

(Fig...2)



## ■ Official Records of Contest

- Young Children before elementary school
- Elementary school children
- Junior high school students - Adults
- Golden age (65 years old or over)

### ● How to apply

The record must be achieved at Origami airplane contest approved by Japan Origami Airplane Association, And apply for official record with an approved form of the contest.

You can apply from (or over) the record of above table of Flying Distance and Flying Time.

Fill the application form (name, address, phone number, date of birth, with signatures of an witnesses,) and attach an unprocessed video recording image, certificate fee (¥1,000), and return postage,

and submit it to Japan Origami Airplane Association. Signatures of 3 adults (over 20 years old) are required. Whole ranking records will be posted and updated periodically on our web site.

#### Flying Distance Contest

Young Children	: more than 7m
Golden age	: more than 10m
Elementary school	: more than 15m
Junior high -Adults	: more than 25m

#### Flying Time Contest

Young Children	: more than 3 seconds
Golden age	: more than 5 seconds
Elementary school	: more than 6 seconds
Junior high -Adults	: more than 10 seconds